



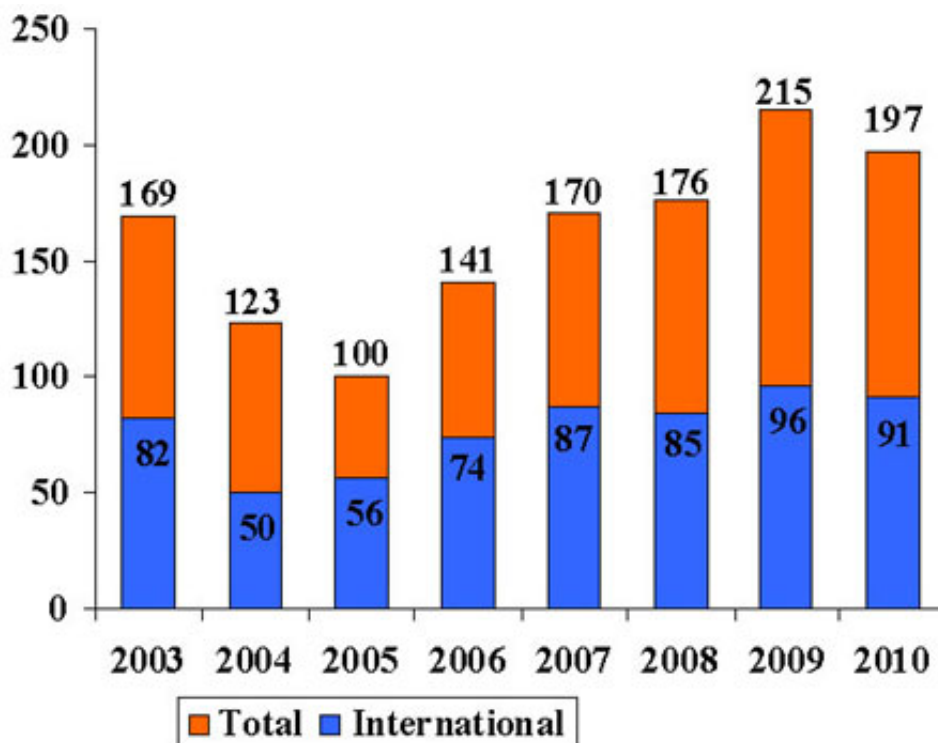
Statistics 2010

2010 was another strong year for SCC with 197 new cases filed whereof 46 per cent were international. During the last years, the number of international cases has been stable around 90 cases whereas the number of Swedish cases has varied between 119 and 83 during the same period.

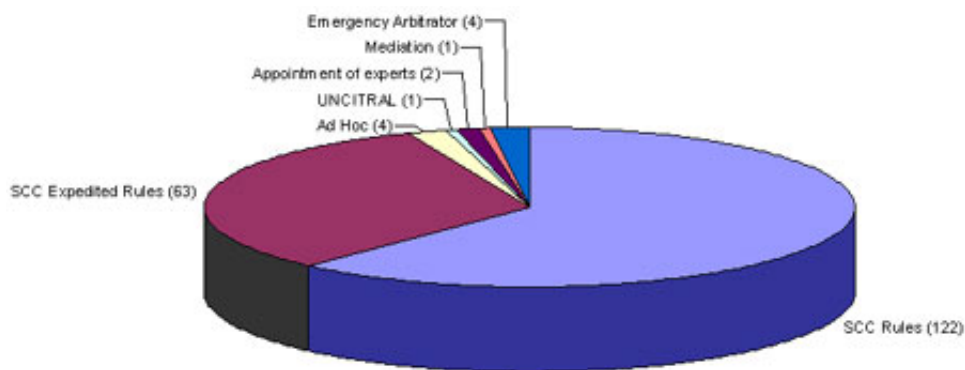
Russia, Germany, the US and Norway are as during previous years among the countries most often represented in SCC Arbitrations. The Ukraine and China, which under the last years have been among the countries where the parties most frequently are seated, have dropped in numbers.

Under 2010, service agreements, sale of companies, delivery agreements, cooperation agreements and employment agreements were the five most common agreements subject to disputes.

Case load 2003-2010



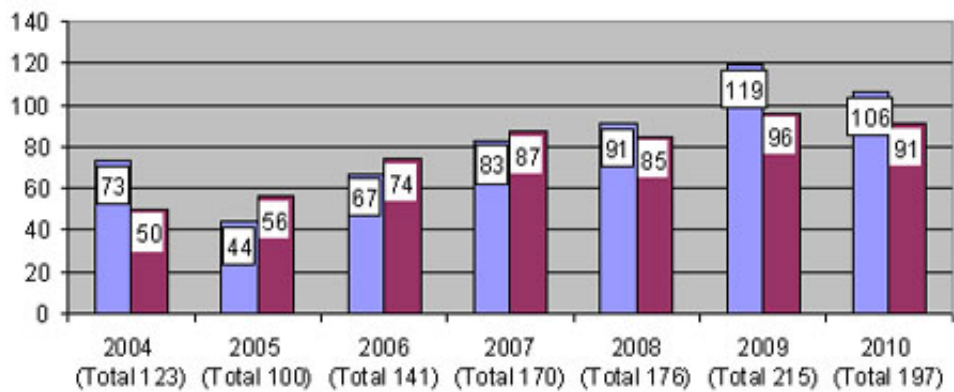
Cases 2010: total 197



Nationality of the Parties 2010

Nationality of the parties			
Country	Number of cases	Country	Number of cases
Sweden	140 (152)	Lebanon	2
Russia	20 (22)	Japan	2
Germany	17 (8)	Israel	2
Great Britain	11 (12)	Georgia	2
Norway	9 (13)	France	2
USA	7 (13)	Uzbekistan	1
The Netherlands	6 (4)	Czech Republic	1
British Virgin Islands	6 (3)	South Korea	1
Ukraine	4 (9)	South Africa	1
Switzerland	4 (7)	Spain	1
Finland	4	Republic of Seychelles	1
Denmark	4	Serbia	1
Cyprus	4	Saudi Arabia	1
Austria	3	Portugal	1
Poland	3	Panama	1
Moldavia	3	Pakistan	1
Luxembourg	3	Malta	1
Lithuania	3	Iceland	1
Latvia	3	Ireland	1
China	3	Hong Kong	1
Kazakhstan	3	Gibraltar	1
Italy	3	Estonia	1
Belarus	2	Egypt	1
Netherlands Antilles	2		

Apportionment Swedish/International Cases 2004 - 2010



Subject Matter of Dispute 2010

